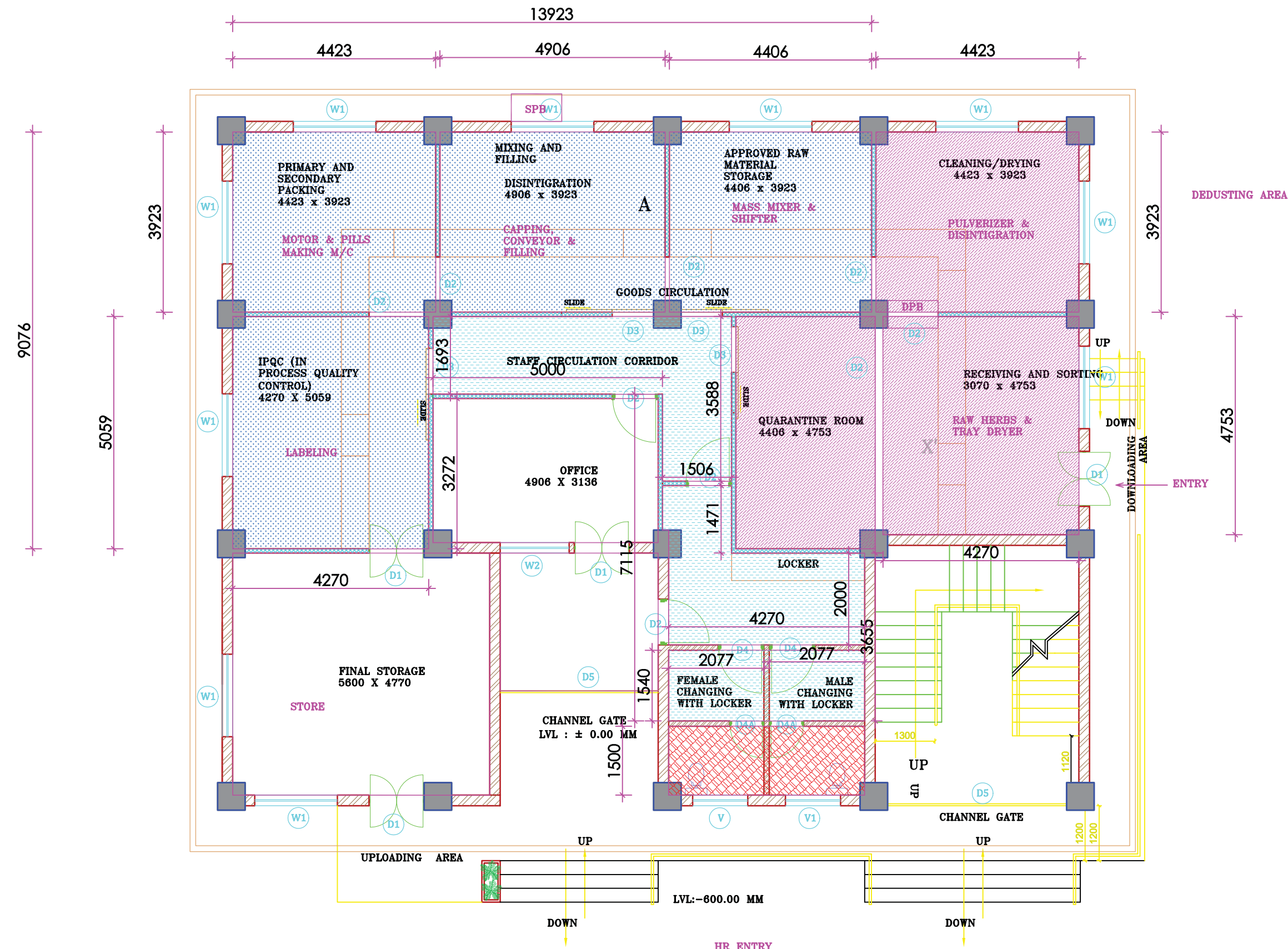


KEY PLAN :-

| LEGENDS | SYSTEMS | CLASS | TEMP (°C) | RH (%) |
|-----------|---------|-------|-----------|--------|
| [Pattern] | AHU-01 | CNC | 23±2 | NC |
| [Pattern] | AHU-02 | CNC | 23±2 | NC |
| [Pattern] | AHU-03 | CNC | 23±2 | NC |
| [Pattern] | EXHAUST | CNC | NC | NC |



PROPOSED GROUND FLOOR LAYOUT
@ 00.00 Mtr Level

| NO. | DATE | DESCRIPTION / CHANGES | APPROVED BY |
|-----|------------|--|-------------|
| 01 | 30-09-2023 | FIRST DRAFT FOR CLIENT COMMENTS / APPROVAL | |
| 02 | | COMMENTS / CHANGES | |
| 03 | | CHANGE CONTROL | |

| NO. | CHANGE | DATE | APPROVED BY | APPROVED BY |
|-----|--------|------|-------------|-------------|
| | | | BY IVAX | BY CLIENT |

STATUS OF DRAWING

| | |
|------------------|--|
| FOR APPROVAL | |
| FOR ENGINEERING | |
| FOR CONSTRUCTION | |
| AS BUILT | |

CLIENT

NEW PHARMACEUTICAL PROJECT

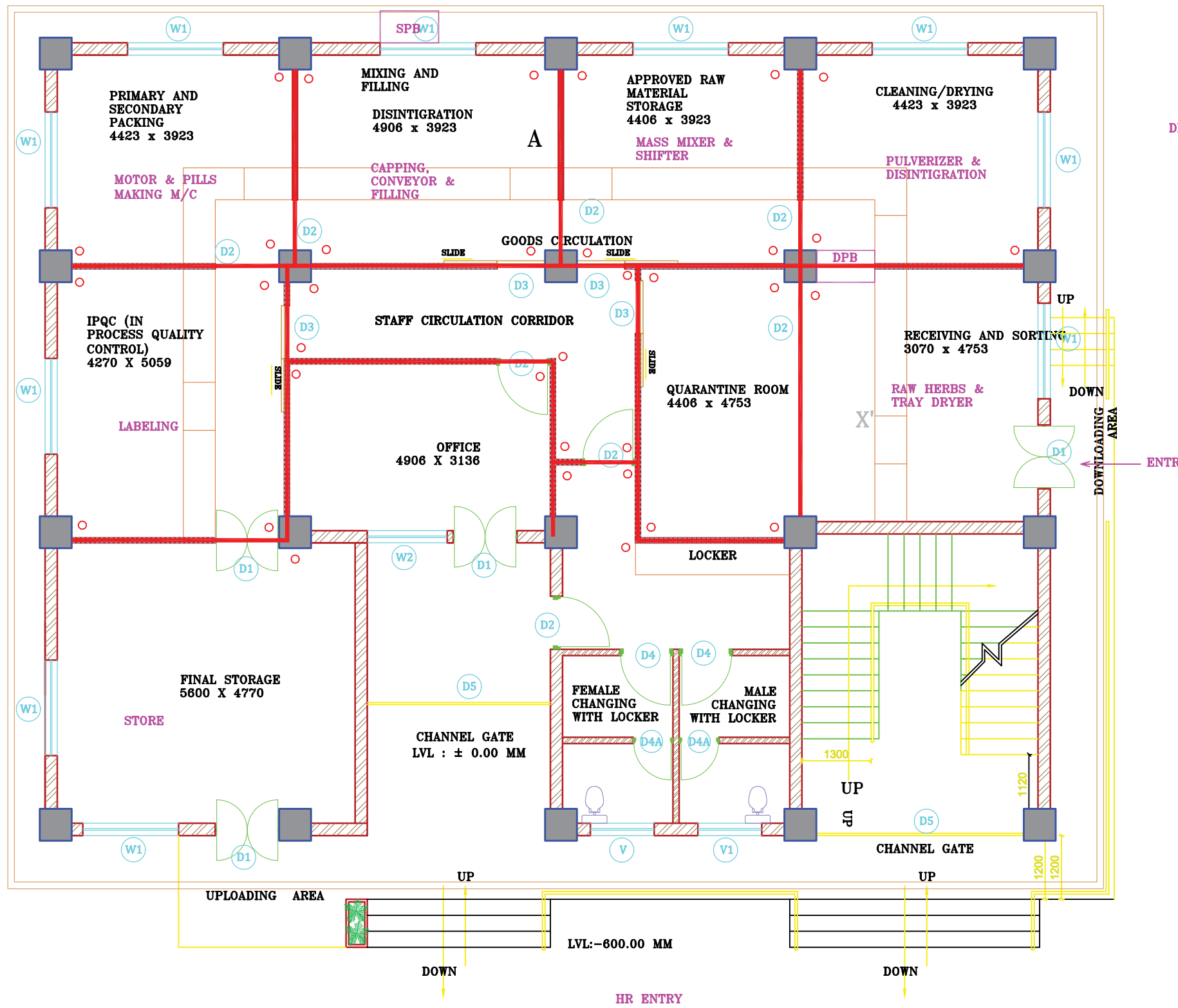
BARTH

CONSULTANT

| PROJECT TITLE | SCALE | DATE |
|--------------------|-------|------|
| NEW FACTORY LAYOUT | | |

| PROPOSED CHECKED | SCALE | DATE |
|------------------|-------|------|
| FLOOR LAYOUT | | |

| DRAWING NO. | SHEET NO. | 1 OF 1 | VER. | NO. |
|-------------|-----------|--------|------|-----|
| | | | | |



PROPOSED GROUND FLOOR LAYOUT
@ 00.00 Mtr Level

This drawing is the property of IVAX Technologies Pvt. Ltd. and must not be copied or reproduced in any form or by any means without the prior written consent of IVAX Technologies Pvt. Ltd.

NOTES :-
ALL DIMENSIONS ARE IN mm & LEVELS ARE IN Mtr.

KEY PLAN :-

| LEGENDS | SYSTEMS |
|---------|-------------------------|
| | IL - 50MM |
| | COVID |
| | SINGLE DOOR 900x1800MM |
| | DOUBLE DOOR 1800x1800MM |

| NO. | DATE | DESCRIPTION / CHANGES | APPROVED BY | DATE |
|-----|------------|--|-------------|------|
| 01 | 30-09-2022 | FIRST DRAFT FOR CLIENT COMMENTS / APPROVAL | | |
| 02 | | COMMENTS / CHANGES | | |
| 03 | | CHANGE CONTROL | | |

STATUS OF DRAWING:
 FOR APPROVAL: _____
 FOR ENGINEERING: _____
 FOR CONSTRUCTION: _____
 AS BUILT: _____

CLIENT: **NEW PHARMACEUTICAL PROJECT**

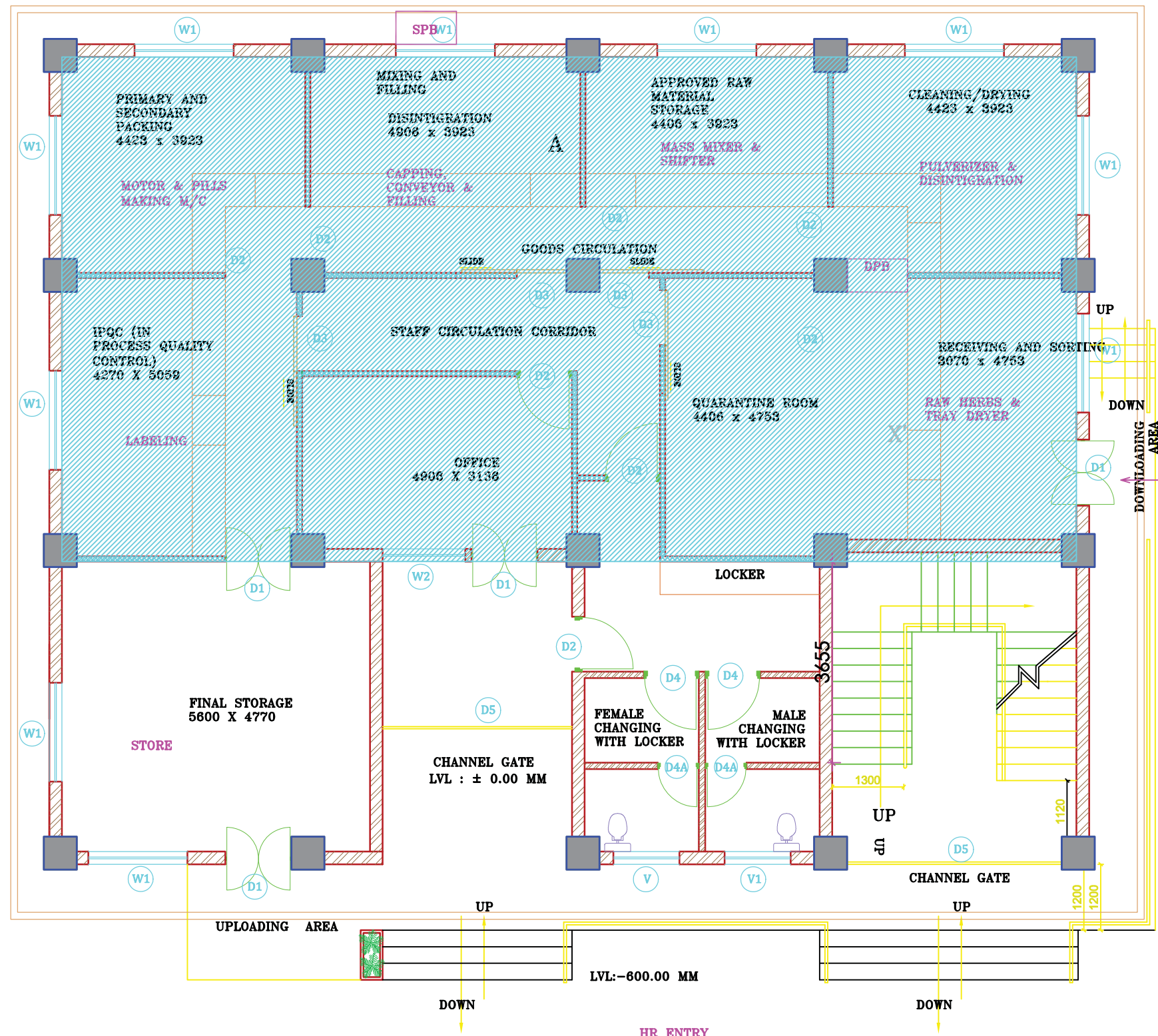
DATE: _____
 CONSULTANT: _____

IVAX Technologies Pvt. Ltd. Office No. 601, Laxmi Nagar, 1-Think Techno
 Kurla West (W), Mumbai-40, India. Web: www.ivax.in

| DRAWING NAME | SCALE | DATE |
|--------------------|-------|------------|
| NEW FACTORY LAYOUT | | 30-09-2022 |

| PROPOSED CHECKED | SCALE | DATE |
|------------------|-------|------------|
| FLOOR LAYOUT | | 30-09-2022 |

| DRAWING NO. | PROJECT NO. | SHEET NO. | 1 OF 1 | VER. | 00 |
|-------------|-------------|-----------|--------|------|----|
| | | | | | AS |



PROPOSED GROUND FLOOR LAYOUT
@ 00.00 Mtr Level

| NO. | DATE | DESCRIPTION / CHANGES | APPROVAL |
|-----|------------|--|----------|
| 01 | 30-09-2022 | FIRST DRAFT FOR CLIENT COMMENTS / APPROVAL | |
| 02 | | COMMENTS / CHANGES | |
| 03 | | CHANGE CONTROL | |

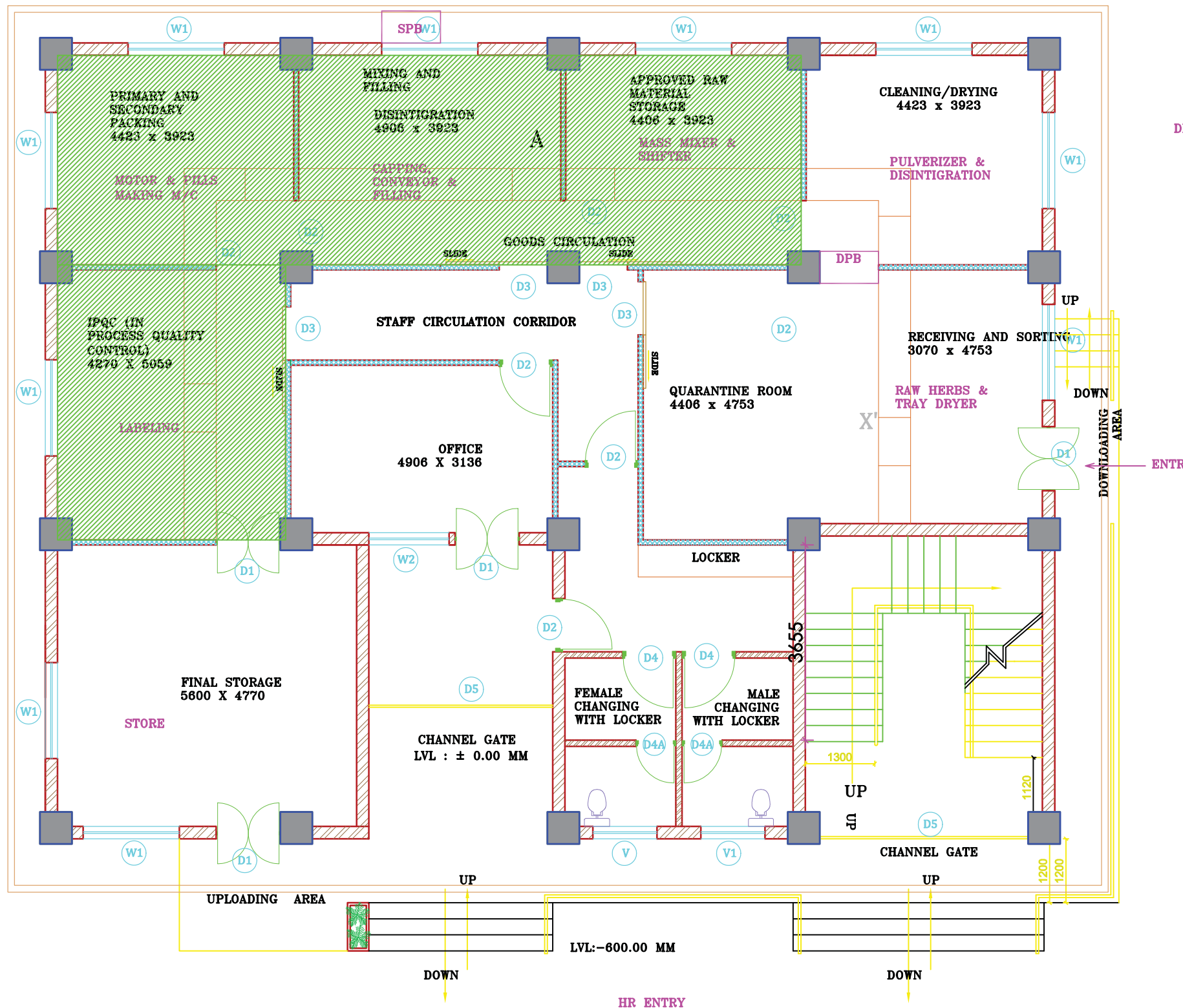
| NO. | CHANGE | DATE | APPROVED BY IVAX | APPROVED BY CLIENT |
|-----|--------|------|------------------|--------------------|
| | | | | |

| | | | | |
|-------------------|--------------|-----------------|------------------|----------|
| STATUS OF DRAWING | FOR APPROVAL | FOR ENGINEERING | FOR CONSTRUCTION | AS BUILT |
| | | | | |

| | |
|------------|----------------------------|
| CLIENT | NEW PHARMACEUTICAL PROJECT |
| EARTH | |
| CONSULTANT | |

| | |
|---------------|--------------------|
| PROJECT TITLE | NEW FACTORY LAYOUT |
| DRAWING NAME | |
| SCALE | MIS |
| PREPARED BY | TM 30-09-2022 |
| CHECKED BY | SK 30-09-2022 |
| APPROVED BY | SK 30-09-2022 |
| QA CHECKED BY | TM 30-09-2022 |
| DATE | |

| | | | | | |
|--------------|-------------|-----------|--------|------|----|
| DRAWING NO. | PROJECT NO. | SHEET NO. | 1 OF 1 | VER. | 00 |
| | | | | | |
| TEMPLATE NO. | | | | | AS |



PROPOSED GROUND FLOOR LAYOUT
@ 00.00 Mtr Level

This drawing is the property of IVAX Technologies Pvt. Ltd. and must not be copied or reproduced in any form or by any means without the prior written consent of IVAX Technologies Pvt. Ltd.

NOTES :-
ALL DIMENSIONS ARE IN mm & LEVELS ARE IN Mtr.

KEY PLAN :-

| LEGENDS | SYSTEMS |
|---------|---------|
| | EPOXY |

| NO. | DATE | DESCRIPTION / CHANGES | APPROVED BY |
|-----|------------|--|-------------|
| 01 | 30-09-2022 | FIRST DRAFT FOR CLIENT COMMENTS / APPROVAL | |
| 02 | | COMMENTS / CHANGES | |
| 03 | | CHANGE CONTROL | |

| NO. | CHANGE | DATE | APPROVED BY | APPROVED BY |
|-----|--------|------|-------------|-------------|
| | | | BY IVAX | BY CLIENT |

STATUS OF DRAWING

| | |
|------------------|--|
| FOR APPROVAL | |
| FOR ENGINEERING | |
| FOR CONSTRUCTION | |
| AS BUILT | |

CLIENT

NEW PHARMACEUTICAL PROJECT

EARTH

CONSULTANT

IVAX Technologies Pvt. Ltd. Office No. 601, Laxmi Nagar, 1-Think Techno
Kanjurmarg (E), Mumbai-40, India. Web: www.ivax.in

| PROJECT TITLE | SCALE | DATE |
|--------------------|-------|------------|
| NEW FACTORY LAYOUT | | 30-09-2022 |

| PREPARED BY | CHECKED BY | DATE |
|-------------|------------|------------|
| TM | SK | 30-09-2022 |

| APPROVED BY | DATE |
|-------------|------------|
| SK | 30-09-2022 |

| DRAWING NO. | PROJECT NO. | SHEET NO. | 1 OF 1 | VER. | DATE |
|-------------|-------------|-----------|--------|------|------|
| | | | | | |

TEMPLATE NO. AS